

Cherkasy region


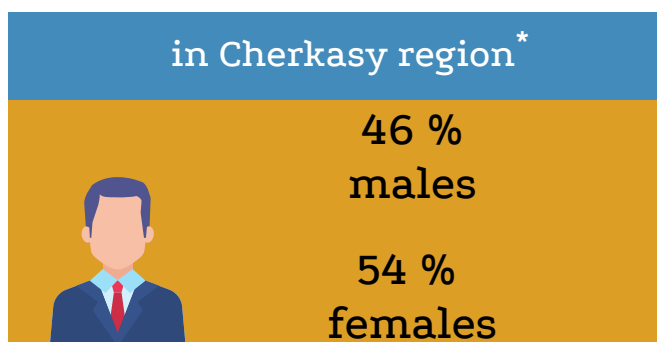

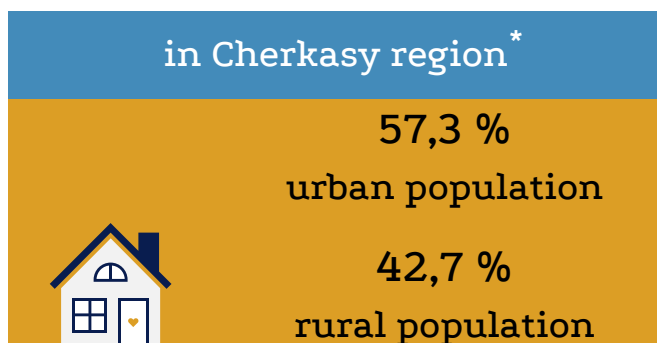
**Investment
passport**

2024

POPULATION

The population of the region as of 01.01.2022 is 1,16 thousand people

The average population density is 55 people per 1 sq.km.



The population according to different age groups		
	in Cherkasy region	in Ukraine
15-64 years	67,1 %	67,4 %
16-59 years	58,9 %	59,3 %
60 years and older	26,6 %	24,8 %
65 years and older	19,3%	17,6 %

* As of 01.01.2022

LABOUR MARKET

Labour force, thousand people

543,9	526,7
15-70 years old	of working age

Employment, thousand people

489,1	471,9
15-70 years old	of working age

Employment rate, %

56,0	67,0
15-70 years old	of working age

Unemployment, thousand people

54,8	54,8
15-70 years old	of working age

Unemployment rate, %

10,1	10,4
15-70 years old	of working age

Salary

Minimum per month

from 01.01.2024 till 31.03.2024	from 01.04.2024
7100 UAH	8000 UAH

Minimum per hour

from 01.01.2024 till 31.03.2024	from 01.04.2024
42,60 UAH	48,00 UAH

Average salary per month in January 2022

12311 UAH	433 \$
-----------	--------

Average salary, according to the main economy sectors

Industry



457 \$
12991 UAH

Building and construction



351 \$
9980 UAH

Agro-industrial complex



449 \$
12782 UAH

LABOUR MARKET

Payroll tax rate	
18 % tax for physical persons	1,5 % military tax

Main taxpayers	SSST rate
The enterprises, institutions and organizations, which employ physical persons under an employment agreement (contract) or under civil law agreements	22 %
Individual entrepreneurs, who employ other people under an employment agreement (contract) or under civil law agreements	22 %
The persons, who receive temporary disability benefits (both the first 5 days and the following days, paid by the Social Insurance Fund), are on maternity leave and receive maternity benefits	22 %
The enterprises, institutions and organizations, which employ the disabled people, during the salary accounting for such people (the copy of the certificate, issued by the Disability Determination Services is required)	8,41 %
The enterprises and organizations of the NGOs of people with disabilities, where the number of the employees with disabilities is at least 50 % of the total number of employees, and provided that the salary fund of such disabled persons is not less than 25% of the labor costs	5,5 %
The enterprises and organizations of the All Ukrainian non-governmental organizations of disabled people, including the organizations UTOG (Ukrainian Society of the Deaf) and UTOS (Ukrainian Association of the Blind), where the number of disabled people is at least 50 % of the total number of employees, and provided that their salary fund is not less than 25% of the labor costs	5,3 %
The companies, which are Diia.City residents and attract employees and gig specialists	22 % of minimum salary

USC (Unified social contribution) rate** in 2024







	from 01.01.2024 till 31.03.2024	from 01.04.2024
Minimum salary, UAH	7100,00	8000,00
Minimum insurance payment/USC, UAH	1562,00	1760,00
Maximum amount of the surcharge base, UAH	106 500,00 (7100,00*15 MS)	120 000,00 (8000,00*15 MS)
Maximum insurance payment/USC, UAH		
• workers without disabilities	23 430,00	26400,00
• workers with disabilities	8956,65	10092,00

*MS - minimum salary

**USC - unified social contribution

HUMAN RESOURCES

In Cherkasy region there are:

-  8 higher educational institutions, where 32,4 thousand students study. In 2023 5,9 thousand specialists graduated from them
-  11 professional pre-higher educational institutions, where 9,5 thousand students study. In 2023 2,4 thousand specialists graduated from them
-  20 VET (vocational education and training) educational institutions, where 7,4 thousand students study. Y 2023 4,3 thousand skilled workers graduated from them
-  457 institutions of general secondary education with 116,1 thousand pupils
-  41 extrascholastic institutions, where 27,7 thousand people study
-  554 pre-school educational establishments with 27,8 thousand children



Major specialties, according to which the specialists training is carried out

informational technologies

electrical engineering, electromechanics

consumer industry

building and construction

machine engineering

instrument making

heat-power engineering

automobile transport

agronomy

TRANSPORT CONNECTION



Automobile transport

Cherkasy region is crossed by:

two European highways

E50 Paris (France) - Nuremberg (Germany) - Prague (the Czech Republic) - Kosice (Slovakia) - Uzhorod - Uman - Dnipro - Donetsk

E95 Chernihiv - Kyiv - Zhashkiv - Uman - Odesa - Samsun (Turkey)

two national highways

H08 Boryspil - Zolotonosha - Kremenchuk - Dnipro - Zaporizhzhia - Mariupol

H16 Zolotonosha - Cherkasy - Smila - Uman

The route network of Cherkasy region consists of 584 routes, including 233 suburban routes and 351 interurban routes.

In the region there are 27 bus stations.



Railway transport

The railroad passenger service is provided by:

3 railway stations (the station “Cherkasy”, the station named after T. Shevchenko, the station “Khrystynivka”) and 23 railway transport enterprises.

The freight transportation is provided by:

28 cargo railway stations (Kononivka, Zhashkiv, the station named after T. Shevchenko, Iskrene, Monastyryshche, Khrystynivka, Uman, Potash, Talne, Zvenyhorodka, Bohacheve, Lysianka, Dashukivka, Shpola, Syhnaivka, Korsun, Horodyshche, Khlystunivka, Tsvitkove, Perehonivka, Kamianka, Serdiukivka, Smila, Biloziria, Cherkasy, Zolotonosha I, Palmira, Drabove-Bariatynske).

TRANSPORT CONNECTION



River transport

There are 1037 rivers in Cherkasy region, the biggest is the Dnipro river, which at the same time is the main waterway of Ukraine. 150 kilometers of operational river waterways run through the region.

The river transport industry is represented by the following enterprises and infrastructure:

- river harbor No. 1 (Cherkasy)
- separate subdivision “Kaniv ship lock”
- municipal enterprise “Auto-Rika“ (Kaniv)
- river harbor “Mytynysia” (Cherkasy)
- river harbor (riverside station) “Adamivka” (Cherkasy district)
- river harbor “Tarasova hora” (Kaniv)
- PrJSC “Cherkasy river port” (Cherkasy) (accepts self-propelled cargo bilge vessels of the river-sea type with the capacity up to 3000 tons, river vessels with the capacity of 600-2000 tons)
- private enterprise “Shipbuilding yard “Orion”
- branch “Vitove” of the LLC Farm enterprise “Nibulon”

Kaniv ship lock has been created with the purpose of providing the continuous passage of vessels travelling on the Dnipro river.



Air transport

The nearest airport:

- Boryspil International Airport - 160 km
- Kyiv International Airport (Zhuliany) - 191 km

Cherkasy airport currently does not provide the aviation service. Once its reconstruction is over, the airport will be able to receive aircrafts and serve 400 passengers per hour.

MINERAL RESOURCES

In the region there are 276 deposits with accounted reserves, to them belong:

	Number of deposits	Currently under development
raw materials for manufacturing of the building and construction materials (cement, expanded clay, brick and tile raw materials, sands, stone, chalk)	175 (63 %)	44
underground water (potable, mineral and healing, natural table water, industrial)	74 (27 %)	42
solid combustible minerals (brown coal, turf)	33 (8 %)	2
others (apatite-ilmenite ores, bauxites, bentonite clays, secondary kaolin, refractory clays)	5 (2 %)	

Mineral resources reserves:

- Combustible minerals. Solid minerals:

brown coal - 82,2 million tons

turf - 23,7 million tons

- Non-metalliferous minerals. Mining and chemical minerals:

apatite - 7,8 million tons

- Ore mining minerals:

kaolin - 37 million tons

bentonite clays - 48 million tons

- Non-metallic mineral resources for metallurgy:

clays refractory products - 45,5 million tons

- Building and construction minerals:

facing stone (granite, labradorite, gabbro-labradorite) - 13 893 thousand m³

building stone (gabbro, gneiss, granite, labradorite, migmatite, monzonite) - 168 155 thousand m³

building sand - 80 166 thousand m³

loam - 3 727 thousand m³

raw materials (brick and tile (clay, marl clay, marl, sand, sand clay, loam) - 99 951 thousand m³

ECONOMY

Volume of sold industrial products	<ul style="list-style-type: none"> • 3,15 billion USD (119,5 billion UAH) • 3,65 % of the Ukrainian volume
Volume of agricultural products manufacturing	<ul style="list-style-type: none"> • 1,02 billion USD (37,3 billion UAH) • 7,0 % of the Ukrainian volume
Volume of manufactured building and construction products	<ul style="list-style-type: none"> • 0,05 billion USD (2,0 billion UAH)
Volume of capital investment	<ul style="list-style-type: none"> • 0,2 billion USD (8,3 billion UAH)
Volume of direct foreign investment	<ul style="list-style-type: none"> • 544,7 million USD • 1,0 % of the Ukrainian volume
Volume of exported goods	<ul style="list-style-type: none"> • 1221,2 million USD • 3,4 % of the Ukrainian volume
Volume of exported services	<ul style="list-style-type: none"> • 84,0 million USD

INDUSTRIAL COMPLEX

In the region there are over 500 large and medium-sized industrial enterprises, which manufacture industrial products and employ 50 thousand people.

Cherkasy region is among the leaders in terms of manufacturing of chemical and pharmaceutical products.

Volume of sold industrial products - 3,15 billion USD (119,5 billion UAH)

	billion USD	billion UAH	% of the total volume
Food products, beverages	1,72	65,4	54,7
Supply of electricity, gas	0,52	19,8	16,6
Chemicals and chemical products	0,23	8,6	7,2
Pharmaceuticals and medicines	0,15	5,7	4,8
Rubber and polymer products	0,12	4,5	3,8
Machine engineering	0,11	4,1	3,4
Products made of wood, paper	0,10	3,9	3,3
Consumer industry	0,07	2,5	2,1
Finished metal products	0,05	1,9	1,6
Mineral resources	0,01	0,5	0,4
Other products	0,07	2,6	2,1

BUILDING AND CONSTRUCTION COMPLEX

The volume of the building and construction products manufactured (completed construction works) by the enterprises of the region in 2023 was 0,05 billion USD (2,0 billion UAH).

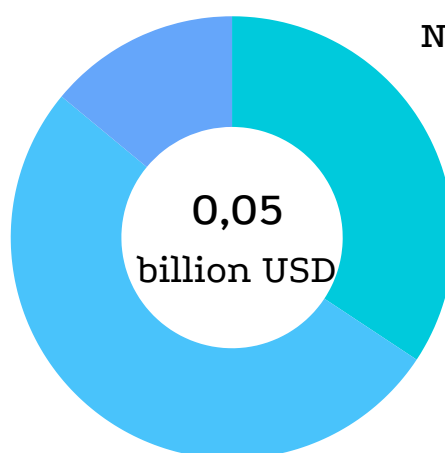
The index of the building and construction products - 128,1 %.

The volumes of the building and construction products manufactured, according to the charac of construction

Reconstruction and technical re-equipment

14%

New construction
34.3%



Routine and major repairs

51.7%

The volumes of the building and construction products manufactured, according to the types of construction

	billion USD	billion UAH	% of the total volume
Building and construction	0,05	2,0	100,0
Buildings	0,03	1,14	57,2
residential	0,01	0,38	19,0
non-residential	0,02	0,76	38,2
Engineering constructions	0,02	0,86	42,8

AGRO-INDUSTRIAL COMPLEX

The total area of the agricultural land in the region is almost 1,5 million hectares (or 3,5 % of the agricultural land of Ukraine), almost 1,3 million hectares out of them is arable land. The soil cover of the region mostly consists of typical black soils (chornozem) and highly degraded black soils (chornozem), which occupy 53,7 %.

In the region the production activity is performed by:

- 842 agricultural enterprises
- 1416 farm enterprises

The volume of the agricultural products manufacturing in 2023 was 2,17 billion USD (79,2 billion UAH), including:








72,2 % - crop products
1,56 billion USD (25,4 billion UAH)
6,3 % - of the Ukrainian volume






27,8 % - livestock products
0,6 billion USD (11,9 billion UAH)
10,4 % - of the Ukrainian volume



Manufacturing of the main types of crop products:

 Corn	3035,7 thousand tons
 Wheat	1165,4 thousand tons
 Barley	233,0 thousand tons
 Sunflower	696,8 thousand tons
 Sugar beet	682,7 thousand tons
 Soy	261,7 thousand tons
 Rapeseed	212,2 thousand tons

Manufacturing of the main types of livestock products:

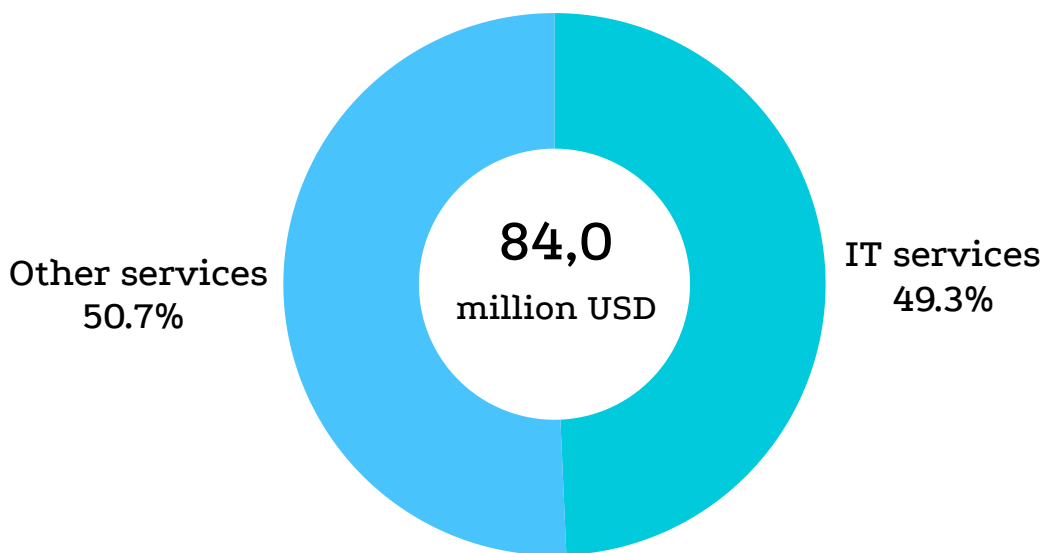
 Meat (in slaughter weight)	455,1 thousand tons
 Milk	454,9 thousand tons
 Eggs	647,9 million pieces

IT SECTOR

There are 264 IT companies working in the region.

In 2023 the IT companies exported the computer services worth 41,4 million USD.

The exports of information and communication services occupies the 1st place in the total exports of services of the region.






In Cherkasy region the IT Cluster has been created, which unites 13 IT companies.










ADMINISTRATIVE SERVICES

The administrative services in the region are provided by:

-  66 Centres for Delivery of Administrative Services (CDAS) in territorial communities
-  112 remote working places of the CDAS administrators
-  5 territorial subdivisions of the CDAS

The total amount of services, provided by the CDAS of the region in 2023 was 687 273, including:

-  CDAS of Cherkasy territorial community - 59 266
-  CDAS of Smila territorial community - 26 837
-  CDAS of Uman territorial community - 22 515
-  CDAS of Talne territorial community - 19 683
-  CDAS of Kaniv territorial community - 17 649
-  CDAS of Zolotonosha territorial community - 16 188
-  Other CDAS - 525 135

The spheres and number of the provided administrative services

registration services
(place of residence / stay) -
237 978



social sphere - 131 515



registration of the
property rights - 127 484



land issues -
46 614



passport issues -
19 656



entrepreneurship -
16 191



construction and
architecture - 9 296



others (including
certificates, extracts) -
98 539








SOCIAL AND CULTURAL INFRASTRUCTURE

Healthcare

There are 248 healthcare institutions in the region:

-  41 inpatient facilities, including:
 - 10 regional healthcare institutions
 - 20 central district/multi-field hospitals
 - 1 district hospital
 - 10 city healthcare institutions
-  194 outpatient polyclinics, including:
 - 36 primary healthcare centers
 - 150 ambulatory centers
 - 2 independent polyclinics
 - 1 specialized medical center
 - 5 dental care polyclinics
-  13 other healthcare institutions

The medical services in the region are also provided by private healthcare institutions:

-  medical inspection rooms of focused specialization
-  diagnostic centers
-  multipurpose medical centers
-  rehabilitation facilities
-  addiction treatment centers

The main specializations of Cherkasy healthcare centers:

- gynecology
- pediatrics
- stomatology
- urology
- ultrasound diagnostics
- dermatology







Tourism and culture

In 2023 0,87 million people* visited Cherkasy region.


The budget of the region has received 21,6 million UAH of the tourist tax.

The cultural institutions network includes 1561 institutions and establishments.

In Cherkasy region there are:

-  2 academy theatres
-  3 concert halls
-  8 cinema halls
-  674 houses of culture or clubs (community centers), culture and leisure centers
-  641 libraries
-  189 museums (state and those organized on a voluntary basis)

The most significant landmarks of the region are united into 8 reserves (7 historic and cultural reserves and 1 architectural conservation area):

-  Shevchenko National Reserve
-  National reserve “The Motherland of Taras Shevchenko”
-  National historic and cultural reserve “Chyhyryn”
-  Korsun-Shevchenkivskyi state historic and cultural reserve
-  Kamianka state historic and cultural reserve
-  State historic and cultural reserve “Trypillian culture”
-  State historic and cultural reserve “Trahtemyriv”
-  State architectural conservation area “Old Uman”

In the region there are 11 434 cultural heritage sites.

* based on the results of monitoring of information, provided by the district state administrations, territorial communities, museums and reserves.

INVESTMENT ACTIVITY

Capital investment

In 2023 0,2 billion USD (8,3 billion UAH) of capital investment, provided by different sources of financing have been disbursed.

Sectoral structure of capital investment

	million USD	billion UAH	% of the total volume
industry	0,085	3,2	38,9
agriculture, forestry, fishery	0,07	2,6	31,5
healthcare and provided social assistance	0,017	0,7	8,1
building and construction	0,015	0,6	7,3
retail and wholesale trade; repair of motor vehicles	0,009	0,35	4,2
transport, warehousing, postal and courier activities	0,002	0,07	0,9
others	0,001	0,78	9,1

Direct foreign investment

As of 31.12.2023 544,7 million USD of direct foreign investment has been brought into the economy of the region (including the debt instruments worth 153,5 million USD). Foreign investors made contributions to the authorized capital of 172 enterprises in the region.

The direct investment has been received from the non-residents from 36 countries.

Main countries-investors (83,9 % of the total volume of foreign capital):

-  Cyprus
-  Luxembourg
-  Germany
-  the Czech Republic
-  France
-  the Netherlands
-  Switzerland
-  Spain

Territories for investment



80 land plots of the greenfield type



79 areas of the manufacturing purpose of the brownfield type



64 communal and state-owned sites, which can be offered for state-private partnership



2 industrial park

Industrial park “Zolotonosha”



Location: Zolotonosha town, Obukhova St. (coordinates 49.689766, 32.033001)



Initiator: Zolotonosha town council



Ownership form: municipal



Total area: 39,93 ha (it is possible to expand to 100 ha)



Industrial park “Zolotonosha” has got the concept and has been included into the Register of the industrial parks of Ukraine



Managing company: LLC “Industrial Management Group”



Project status: the project feasibility study on the volume of earthworks and planning works has been developed. The possibility of finding sources of funding for the development of the DED (design estimate documents) and the supply of engineering infrastructure is being studied.

Industrial park “Smila”



Location: Smila town, within the boundaries of Rzhevskya St. (coordinates 49.205300, 31.853019)



Initiator: Smila town council



Ownership form: municipal



Total area: 61,3229 ha



Industrial park “Smila” has got the concept and has been included into the Register of the industrial parks of Ukraine

EXTERNAL TRADE

The turnover of the foreign trade with goods and services in 2023 was 1990,1 million USD

The sectoral exports structure

The exports is 1305,2 million USD

Agro-industrial complex

1080,0 million USD
(82,7 % of the total regional volume)



- cereal crops - 387,3 million USD (31,7 %)
- meat and edible meat by-products - 336,1 million USD (27,5 %)
- fats and oils of animal and vegetable origin - 165,3 million USD (13,5 %)
- seeds and fruit of the oil producing plants - 48,6 million USD (4,0 %)

Industry

141,2 million USD
(10,8 % of the total regional volume)



- wood and wooden products - 43,1 million USD (3,5 %)
- furniture - 23,6 million USD (1,9 %)
- boilers, machines - 14,9 million USD (1,2 %)
- fertilizers - 10,4 million USD (0,9 %)

Services

84,0 million USD
(6,4% of the total regional volume)



- telecommunications services, computer and information services - 41,4 million USD (49,3 %)
- transportation services - 7,8 million USD (9,3 %)
- business services - 5,1 million USD (6,0 %)

Countries exporting goods:

	the Netherlands
	China
	Romania
	the Slovak Republic
	Spain
	Poland
	Germany

Countries exporting services:

	the USA
	Iraq
	Turkmenistan
	the United Kingdom of Great Britain and Northern Ireland
	Germany
	Kazakhstan
	the Czech Republic

EXTERNAL TRADE

Sectoral imports structure

The imports is 684,9 million USD

Industry

568,8 million USD
(83,0 % of the total regional volume)



- ground means of transport - 76,8 million USD (11,6 %)
- different chemicals - 71,5 million USD (10,8 %)
- mineral fuels; oil and products of its distillation - 71,2 million USD (10,8 %)
- nuclear reactors, boilers, machines - 60,4 million USD (9,2 %)

Agro-industrial complex

90,5 million USD
(13,2 % of the total regional volume)



- different food products - 16,1 million USD (2,4 %)
- meat and edible by-products - 14,9 million USD (2,3 %)
- ready grain products - 11,0 million USD (1,7 %)
- seeds and fruit of the oil producing plants - 8,5 million USD (1,3 %)

Services

25,6 million USD
(3,7 % of the total regional volume)



- transport services - 14,9 million USD (58,3 %)
- services related to financial activities - 4,0 million USD (15,6 %)
- royalties and other services related to the use of the intellectual property - 2,4 million USD (9,4 %)
- business services - 2,2 million USD (8,7 %)

Countries importing goods:



China



Poland



Bulgaria



Turkey



Germany



Lithuania



Japan

Countries importing services:




Estonia



the United Kingdom of Great Britain and Northern Ireland



Poland



China



France



Bulgaria



Romania

**Department of regional development
of Cherkasy regional state administration**

Ukraine, 18000, Cherkasy, 185, Shevchenko blvd.

+38 063 051 92 45

40166011@ck.gov.ua

www.investincherkasyregion.gov.ua

